







How To Do It

1. Click on **Booker Branch Customer** 
2. Key in your 9 Digit **Customer Number** as it appears on your card
3. Click on  to continue
4. Click on 
5. Enter your contact details, then click on  to continue

What's Next?

1. Enter your **Login Details** and **Account Details** making sure you take time to read our Terms & Conditions
2. Click on  to complete your registration
3. You will see a message displayed confirming that your application has been successful
4. Next time you login simply click on **Existing web Customers**  and enter your login details

Should you have any queries please do not hesitate to contact your Catering Development Manager at the store you are registered with.