



Personal Protective Equipment (PPE)


The following PPE is recommended to be worn during the dispensing of chemicals and changing of any chemical containers.



Apron




Gloves




Goggles

The following PPE is recommended to be worn during cleaning.








Apron



Gloves

Important

Empty ice out of fridge and allow to defrost before cleaning.

Clean Pro+ Product	Dosing	Dosing	
<p>Detergent Disinfectant</p> 	30 ml per trigger spray		
<p>Fast Acting Antibacterial Cleaner & Disinfectant</p> 	Ready to use		

Cleaning Method

- 1 Switch off electrical supply before cleaning.
- 2 Spray inside and out with Detergent Disinfectant solution.
- 3 Wipe with a cloth and scrub as necessary. Pay attention to seals and door handles.
- 4 Spray all cleaned surfaces with a fine mist of Detergent Disinfectant or Fast Acting Antibacterial Cleaner & Disinfectant solution.
- 5 Allow the surfaces to air dry for the minimum time indicated on the label before turning unit back on.

* This product is also available as a 1 litre concentrate and a 1 litre ready to use.