



**Personal Protective Equipment (PPE)**


The following PPE is recommended to be worn during the dispensing of chemicals and changing of any chemical containers.



Apron




Gloves




Visor


The following PPE is recommended to be worn during cleaning.












Apron



Gloves



Goggles

Clean Pro+ Product	Dosing	Application
<b>Automatic Glasswasher Detergent</b> 	Dispensed automatically	 
<b>Automatic Glasswasher Rinse Aid</b> 	Dispensed automatically	 
<b>Manual Glasswash Liquid</b> 	20 – 40 ml per 10 litres of water	 

**Cleaning Method**

- 1 Remove gross debris and place in refuse bin.
- 2 Load dishwasher as per the dishwasher user guide.
- 3 Allow the normal wash cycle to proceed.
- 4 Allow the cleaned items to drain dry.
- 5 Alternatively, glasses can be washed in a sink of Manual Glasswash Liquid solution.
- 6 Rinse with fresh, clean water and allow to drain dry.