



Personal Protective Equipment (PPE)


The following PPE is recommended to be worn during the dispensing of chemicals and changing of any chemical containers.



Apron




Gloves




Goggles

The following PPE is recommended to be worn during cleaning.



Apron



Gloves

Clean Pro+ Product	Dosing	Dosing	
<p>* Kitchen Cleaner</p> 	30 - 60 ml per trigger spray		
<p>* Detergent Disinfectant</p> 	30 ml per trigger spray		
<p>Fast Acting Antibacterial Cleaner & Disinfectant</p> 	Ready to use		

Cleaning Method

- 1 Remove any food or food products from immediate area to be cleaned.
- 2 If applicable, spray tables and chairs with Kitchen Cleaner solution.
- 3 Wipe with a cloth to remove any debris.
- 4 Spray all cleaned surfaces with a fine mist of Detergent Disinfectant or Fast Acting Antibacterial Cleaner & Disinfectant solution.
- 5 Allow the surfaces to air dry for the minimum time indicated on the label.

* These products are also available as a 1 litre concentrate and a 1 litre ready to use.