



**Personal Protective Equipment (PPE)**


The following PPE is recommended to be worn during the dispensing of chemicals and changing of any chemical containers.



Apron




Gloves




Goggles

The following PPE is recommended to be worn during cleaning.



Apron



Gloves

**Important**

If item needs to be cleaned during the day on a “as required” basis, please refer to the Cleaning Method Guidance, 1 Stage Cleaning document

Clean Pro+ Product	Dosing	Application
<p><b>* Detergent Disinfectant</b></p> 	30 ml per trigger spray	
<p><b>* Kitchen Cleaner</b></p> 	60 – 120 ml per 5 litres of water	
<p><b>Fast Acting Antibacterial Cleaner &amp; Disinfectant</b></p> 	Ready to use	

**Cleaning Method**

- 1 Isolate from electrical supply before cleaning.
- 2 Remove and store all money in appropriate safe.
- 3 Wipe keyboard, screen and all other external surfaces using a cloth dampened with Detergent Disinfectant or Fast Acting Antibacterial Cleaner & Disinfectant solution.
- 4 Remove money tray and hand clean in sinks with Kitchen Cleaner solution.
- 5 Replace trays and allow to air dry.

\* These products are also available as a 1 litre concentrate and a 1 litre ready to use.