



Personal Protective Equipment (PPE)


The following PPE is recommended to be worn during the dispensing of chemicals and changing of any chemical containers.



Apron




Gloves




Visor


The following PPE is recommended to be worn during cleaning.



Apron




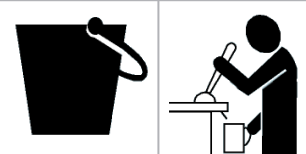

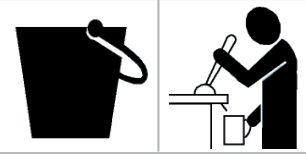
Gloves



Goggles

Important

Please follow directions given by the brewery as systems may vary.

Clean Pro+ Product	Dosing	Application
<p>Beerline Cleaner</p> 	<p>50-75 ml per 5 litre bucket of cold water</p>	
<p>Purple Beerline Cleaner</p> 	<p>50-75 ml per 5 litre bucket of cold water</p>	

Cleaning Method

- 1 Follow cleaning method advised by Brewery.
- 2 Empty all beer, lager, etc from line.
- 3 **Do not use hot water** when making up Beerline Cleaner solutions.
- 4 Using a bucket containing the diluted Beerline Cleaner or Purple Beerline Cleaner solution re-circulate solution through system for 30 minutes, drawing off solution every 10 minutes to bring in fresh solution.
- 5 Ensure lines are always full.
- 6 Drain system of solution and rinse thoroughly with clean water to remove all traces of cleaning solution.
- 7 Draw with fresh water two or three times during the rinsing.
- 8 Refill lines with required beer, lager, etc.