



Personal Protective Equipment (PPE)


The following PPE is recommended to be worn during the dispensing of chemicals and changing of any chemical containers.



Apron




Gloves




Goggles


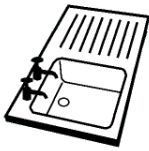

The following PPE is recommended to be worn during cleaning.



Apron



Gloves

Clean Pro+ Product	Dosing	Application
<p>Glass Renovator</p> 	<p>300g per wash tank of machine 100g per 5 litres of hot water</p>	<div style="display: flex; justify-content: space-around;">   </div>

Cleaning Method

- 1 To renovate glasses through the glasswasher, fill the machine as for a normal wash cycle then add the required number of scoops of Glass Renovator to wash water.
- 2 Put each basket of glasses through two wash cycles. To maintain optimum results add a fresh scoop of Glass Renovator every fourth wash.
- 3 To renovate glasses by soaking, add the powder to hot water and ensure powder is dissolved.