


How and when to

Clean and Disinfect

To clean and disinfect a surface follow these steps:


1



SCRAPE OR REMOVE FOOD BITS FROM THE SURFACE

Use paper centrefeed roll or cloth.


2



WASH THE SURFACE

Select the correct cleaning product.
Apply to the surface with a cloth.

3



RINSE THE SURFACE

Use clean water.
Rinse the surface with a clean, damp cloth.


4



DISINFECT THE SURFACE

Use Fast Acting Antibacterial Cleaner & Disinfectant.
Make sure the entire surface has been covered with
the Disinfectant solution.

5



Allow at least a 30 second contact time,
then wipe the surface with a clean, damp cloth.

