



Personal Protective Equipment (PPE)


The following PPE is recommended to be worn during the dispensing of chemicals and changing of any chemical containers.



Apron




Gloves




Visor


The following PPE is recommended to be worn during cleaning.



Apron



Gloves





Goggles

Important

Use appropriate ventilation and warning signs.

All equipment must be used in accordance with manufacturers' instructions.

Clean Pro+ Product	Dosing	Application
<p>Floor Polish Stripper</p> 	<p>800ml per 5 litres of water-bucket 100ml per 5 litres of water-floor machine</p>	

Cleaning Method

- 1 Sweep the floor to remove any debris and dirt surfaces.
Apply the Floor Polish Stripper generously onto a section of the floor at a time, do not allow the solution to dry out.
- 2 Leave in contact with the floor for 5 minutes.
- 3 Agitate with a mop or scrub with floor machine and a stripping pad.
- 4 Remove the slurry with a wet pick-up vacuum or mop.
- 5 For best results, ensure that the floor is rinsed with cold water to a neutral pH.