



Personal Protective Equipment (PPE)


The following PPE is recommended to be worn during the dispensing of chemicals and changing of any chemical containers.



Apron




Gloves




Visor

The following PPE is recommended to be worn during cleaning.





Apron



Gloves

Important

It is advisable to test the colour fastness of dyes in the carpet by cleaning a small area first.
Use appropriate ventilation and warning signs.

Clean Pro+ Product	Dosing	Application
<p>Carpet Cleaner For Extraction Cleaning</p> 	<p>100 ml per 10 litres of water</p>	

Cleaning Method

- 1 Remove dust and debris and vacuum the floor.
- 2 Fill machine as appropriate with Carpet Cleaner For Extraction Cleaning solution.
- 3 Apply to the carpet surface following the wet vacuum carpet cleaners manufacturer's instructions.
- 4 Where possible, allow carpet to dry thoroughly prior to fresh foot traffic.
- 5 Heavy stains can be pre-treated by applying the diluted solution directly onto the carpet with a suitable cloth.