



Personal Protective Equipment (PPE)


The following PPE is recommended to be worn during the dispensing of chemicals and changing of any chemical containers.



Apron




Gloves




Visor

The following PPE is recommended to be worn during cleaning.





Apron



Gloves

Important

Ensure no residual water is left on floor surfaces after cleaning.
Wet floors are slippery and dangerous. Take care and warn others, using signs.
Ensure skirting boards are cleaned where applicable.

Clean Pro+ Product	Dosing	Application
<p>* Heavy Duty Cleaner Degreaser</p> 	<p>90 ml per 5 litres of water</p>	

Cleaning Method

- 1 Move all mobile racks, shelves, tables, chairs and other easily moved items.
- 2 Sweep area well with a dry brush to remove gross debris and place in refuse bin.
- 3 Clean all floor area with Heavy Duty Cleaner Degreaser solution using a mop and bucket; changing solution as necessary.
Or
- 4 Scrub floor with Heavy Duty Cleaner Degreaser solution using a designated deck scrub; changing solution as necessary.
- 5 Use a designated squeegee to remove all water to drain
- 6 Allow to air dry.
- 7 Replace any racks, shelves, tables and chairs after cleaning.

* This product is also available as a 1 litre concentrate and a 1 litre ready to use.