



Personal Protective Equipment (PPE)


The following PPE is recommended to be worn during the dispensing of chemicals and changing of any chemical containers.



Apron




Gloves




Goggles






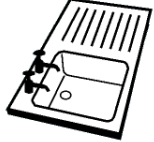
The following PPE is recommended to be worn during cleaning.



Apron



Gloves

Clean Pro+ Product	Dosing	Application
<p>* Kitchen Cleaner</p> 	60 – 120 ml per 5 litres of water	
<p>Concentrated Washing Up Liquid with Antibacterial Agent</p> 	20 – 40 ml per 10 litres of water	
<p>* Detergent Disinfectant</p> 	60 ml per 5 litres of water	

Cleaning Method

- 1 Wash in designated dishwasher (see cleaning method 59) alternatively:-
- 2 Remove gross debris and place in refuse bin.
- 3 Fill sinks with Kitchen Cleaner solution or Washing Up Liquid solution.
- 4 Place crockery and cutlery in utensil sink.
- 5 Scrub as necessary.
- 6 Fill sinks with Detergent Disinfectant solution.
- 7 Allow to soak for 5 minutes, rinse in hot water, then place on suitable, clean draining area.
- 8 Allow the items to air dry.

* These products are also available as a 1 litre concentrate.