



Personal Protective Equipment (PPE)


The following PPE is recommended to be worn during the dispensing of chemicals and changing of any chemical containers.



Apron




Gloves




Goggles

The following PPE is recommended to be worn during cleaning.



Apron









Gloves

Important

Ensure no residual water is left on floor surfaces after cleaning.

If item needs to be cleaned during the day on an “as required” basis, please refer to the Cleaning Method Guidance, 1 Stage Cleaning document.

Clean Pro+ Product	Dosing	Application	
<p>* Detergent Disinfectant</p> 	<p>30 ml per trigger spray 60 ml per 5 litre of water</p>		
<p>Fast Acting Antibacterial Cleaner & Disinfectant</p> 	<p>Ready to use</p>		

Cleaning Method

- 1 Spray a cloth with Detergent Disinfectant or Fast Acting Antibacterial Cleaner & Disinfectant solution to dampen the cloth.
- 2 Carefully wipe over all handles, keypads, control panels and buttons.
- 3 Ensure electrical items do not get wet.
- 4 Allow the surfaces to air dry for the minimum time indicated on the label.

* This product is also available as a 1 litre concentrate and a 1 litre ready to use.