



Personal Protective Equipment (PPE)


The following PPE is recommended to be worn during the dispensing of chemicals and changing of any chemical containers.



Apron




Gloves




Goggles

The following PPE is recommended to be worn during cleaning.



Apron





Gloves

Important

When using ladders or steps take care to avoid accidents.

Use only in accordance with company Health & Safety Procedures. If in any doubt please consult your immediate supervisor.

Clean Pro+ Product	Dosing	Application
<p>* Kitchen Cleaner</p> 	<p>60-120ml per 5 litres of water</p>	

Cleaning Method

- 1 Move all mobile racks, shelves and other easily moved items from wall area and window sills.
- 2 Remove any gross debris from walls with a damp cloth.
- 3 Do NOT wet clean area if this is likely to damage the surfaces.
- 4 Wash small areas at a time working downwards with Kitchen Cleaner solution.
- 5 Allow to dry.
- 6 Polish with a clean, lint free cloth.
- 7 Replace any removed items when area is dry.

* This product is also available as a 1 litre concentrate and a 1 litre ready to use.