



Personal Protective Equipment (PPE)


The following PPE is recommended to be worn during the dispensing of chemicals and changing of any chemical containers.



Apron




Gloves




Goggles




The following PPE is recommended to be worn during cleaning.



Apron



Gloves

Clean Pro+ Product	Dosing	Application
<p>* Kitchen Cleaner</p> 	<p>30 – 60 ml per trigger spray</p>	<div style="display: flex; justify-content: space-around;">   </div>

Cleaning Method

- 1 Disconnect from electrical supply.
- 2 Empty collection tray and dispose of with care.
- 3 Spray and wipe the external areas of the unit with a solution of Kitchen Cleaner.
- 4 Allow to dry.
- 5 When dry re-connect to electrical supply.

* This product is also available as a 1 litre concentrate and a 1 litre ready to use.