



**Personal Protective Equipment (PPE)**


The following PPE is recommended to be worn during the dispensing of chemicals and changing of any chemical containers.



Apron




Gloves




Goggles

The following PPE is recommended to be worn during cleaning.



Apron





Gloves

**Important**

When using ladders or steps take care to avoid accidents.

Use only in accordance with company Health & Safety procedures. If in any doubt please consult your immediate supervisor.

Clean Pro+ Product	Dosing	Application
<p>* Kitchen Cleaner</p> 	<p>6 - 120 ml per 5 litres of water</p>	

**Cleaning Method**

- 1 Dry brush all areas to remove cobwebs and dust.
- 2 Do not wet clean ceilings if it is likely to damage surface.
- 3 Isolate light fittings from electrical supply, remove covers from fittings.
- 4 Wash covers with Kitchen Cleaner solution.
- 5 Wash ceiling with a solution of Kitchen Cleaner. Work in small areas at a time.
- 6 Allow to dry.
- 7 Replace covers and re-connect to electrical supply.

\* This product is also available as a 1 litre concentrate and a 1 litre ready to use.