



Personal Protective Equipment (PPE)


The following PPE is recommended to be worn during the dispensing of chemicals and changing of any chemical containers.



Apron




Gloves




Goggles

The following PPE is recommended to be worn during cleaning.



Apron



Gloves

Clean Pro+ Product	Dosing	Application	
<p>* Kitchen Cleaner</p> 	30 - 60 ml per trigger spray		
<p>* Detergent Disinfectant</p> 	30 ml per trigger spray		
<p>Fast Acting Antibacterial Cleaner & Disinfectant</p> 	Ready to use		

Cleaning Method

- 1 After washing all utensils, empty the sink.
- 2 Remove gross debris from traps and plugs and place in refuse bins.
- 3 Spray sinks and surrounds with Kitchen Cleaner solution.
- 4 Wipe with cloth and scrub as necessary.
- 5 Spray sinks and surrounds with Detergent Disinfectant or Fast Acting Antibacterial Cleaner & Disinfectant solution.
- 6 Allow the surfaces to air dry for the minimum contact time indicated on the label.

* These products are also available as a 1 litre concentrate and a 1 litre ready to use.