



**Personal Protective Equipment (PPE)**


The following PPE is recommended to be worn during the dispensing of chemicals and changing of any chemical containers.



Apron




Gloves




Goggles

The following PPE is recommended to be worn during cleaning.



Apron



Gloves

**Important**

If item needs to be cleaned during the day on an “as required” basis, please refer to the Cleaning Method Guidance, 1 Stage Cleaning document.

Clean Pro+ Product	Dosing	Application	
<p><b>* Kitchen Cleaner</b></p> 	<p>30 - 60 ml per trigger spray 60 – 120 ml per 5 litres of water</p>		
<p><b>Concentrated Washing Up Liquid with Antibacterial Agent</b></p> 	<p>20 – 40 ml per 10 litres of water</p>		
<p><b>* Detergent Disinfectant</b></p> 	<p>30 ml per trigger spray</p>		
<p><b>Fast Acting Antibacterial Cleaner &amp; Disinfectant</b></p> 	<p>Ready to use</p>		

**Cleaning Method**

- 1 Remove any food or food products from immediate area to be cleaned.
- 2 Isolate from electrical supply and allow to cool before cleaning.
- 3 Drain water from warmer if applicable.
- 4 Wash the bowls in a sink containing a warm solution of Kitchen Cleaner or Washing Up Liquid.
- 5 Spray both inside and out of warmer with Kitchen Cleaner solution allowing some contact time dependent on degree of soiling.
- 6 Wipe with cloth and scrub as necessary.

\* These products are also available as a 1 litre concentrate and a 1 litre ready to use.