



**Personal Protective Equipment (PPE)**


The following PPE is recommended to be worn during the dispensing of chemicals and changing of any chemical containers.



**Apron**




**Gloves**




**Visor**


The following PPE is recommended to be worn during cleaning.



**Apron**



**Gloves**





**Goggles**

**Important**

Use with great care on items containing soft metals such as zinc and copper.

Contact with certain plastics may result in corrosion stress cracking.

For machines with a washwater reservoir please ensure all washwater is emptied out and reservoir is re-filled with fresh water before commencing the descaling process.

Clean Pro+ Product	Dosing	Application
<p><b>Scale Remover</b></p> 	<p>10 - 50 ml per litre of water</p>	

**Cleaning Method**

- 1 To descale a dishwasher, add the scale remover to the wash water.
- 2 Allow the machine to run on a normal wash cycle (up to 70°C).
- 3 Once descaling method complete, the dishwasher is to be fully drained down and rinsed with fresh water.
- 4 To descale bains-marie and other similar equipment, place equipment into scale remover solution and leave in contact for approximately 15 minutes .
- 5 Rinse with fresh, clean water to ensure all debris is removed.