



**Personal Protective Equipment (PPE)**


The following PPE is recommended to be worn during the dispensing of chemicals and changing of any chemical containers.



Apron




Gloves




Visor


The following PPE is recommended to be worn during cleaning.



Apron




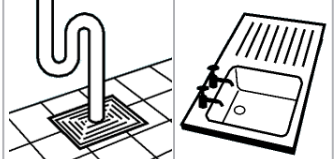
Gloves



Goggles

**Important**

Do not use on aluminium or copper surfaces.

Clean Pro+ Product	Dosing	Application
<p><b>Sink and Drain Unblocker</b></p> 	<p>This is a ready to use product</p>	

**Cleaning Method**

- 1 Pour product directly into blocked pipework.
- 2 Allow product to stay in contact for a period of approximately 5 minutes.
- 3 For tougher blockages, leave for a longer period of time.
- 4 Flush the pipework with hot water to remove all debris and product.