



Personal Protective Equipment (PPE)


The following PPE is recommended to be worn during the dispensing of chemicals and changing of any chemical containers.



Apron




Gloves




Goggles










The following PPE is recommended to be worn during cleaning.



Apron



Gloves

Clean Pro+ Product	Dosing	Application	
<p>* Kitchen Cleaner</p> 	30 ml per trigger spray		
<p>* Detergent Disinfectant</p> 	30 ml per trigger spray		
<p>Fast Acting Antibacterial Cleaner & Disinfectant</p> 	Ready to use		

- 1 Isolate from electrical supply and if hot allow equipment to cool.
- 2 Empty crumb tray.
- 3 Wipe exterior of toaster with a solution of Kitchen Cleaner and a designated cloth.
- 4 Wipe over all cleaned surfaces with a cloth dampened with Detergent Disinfectant or Fast Acting Antibacterial Cleaner & Disinfectant solution.
- 5 Allow the surfaces to air dry for the minimum time indicated on the label.

* These products are also available as a 1 litre concentrate and a 1 litre ready to use.