



**Personal Protective Equipment (PPE)**


The following PPE is recommended to be worn during the dispensing of chemicals and changing of any chemical containers.



Apron




Gloves




Goggles









The following PPE is recommended to be worn during cleaning.



Apron



Gloves

Clean Pro+ Product	Dosing	Application
<b>Concentrated Washing Up Liquid with Antibacterial Agent</b> 	20 – 40 ml per 10 litres of water	 
<b>* Kitchen Cleaner</b> 	60 – 120 ml per 5 litres of water	 
<b>* Detergent Disinfectant</b> 	60 ml per 5 litres of water	

**Cleaning Method**

- 1 Remove gross debris and place in refuse bin.
- 2 Wash items in sink with Washing Up Liquid solution or Kitchen Cleaner solution.
- 3 Ensure any undersides or hard to reach areas are cleaned.
- 4 If the item is a food contact surface then place in a solution of Detergent Disinfectant and leave to soak for 5 min. Rinse with clean water after soaking.
- 5 Allow to air dry.