



Personal Protective Equipment (PPE)


The following PPE is recommended to be worn during the dispensing of chemicals and changing of any chemical containers.



Apron




Gloves




Goggles

The following PPE is recommended to be worn during cleaning.









Apron



Gloves

Important

Ensure sink and bath surfaces are cleaned before toilets. i.e. work from cleaner items to dirtier items.

Clean Pro+ Product	Dosing	Application	
<p>Washroom Cleaner and Disinfectant</p> 	<p>Ready to use</p>		
<p>Bathroom Cleaner</p> 	<p>Ready to use</p>		

Cleaning Method

- 1 Remove all items from the surfaces to be cleaned.
- 2 Spray directly on to sink and bath surfaces. Spray onto all other surrounding surfaces.
- 3 Using a designated cloth wipe over all surfaces to clean, ensure undersides and taps are also cleaned. Allow the surfaces to air dry for a minimum of 5 minutes.
- 4 For small areas, spray directly onto cloth and wipe over. Allow the surfaces to air dry for a minimum of 5 minutes.
- 5 For shiny surfaces, polish with a clean dry cloth.