



Personal Protective Equipment (PPE)


The following PPE is recommended to be worn during the dispensing of chemicals and changing of any chemical containers.



Apron




Gloves




Goggles

The following PPE is recommended to be worn during cleaning.



Apron



Gloves

Important

Use appropriate ventilation systems .

Clean Pro+ Product


Bathroom Cleaner



Dosing

Ready To Use

Application



Clean Pro Product


Multi Surface Cleaner with Bleach



Dosing

Ready To Use

Application



Cleaning Method

- 1 Ensure all gross debris is removed from all surrounding surfaces prior to mould and mildew removal.
- 2 Spray on to the surfaces suffering from mould and mildew. Spray from approximately 20 cm away.
- 3 Leave to soak for 2 minutes, then agitate with a suitable cloth or brush.
- 4 Rinse all surfaces thoroughly with water to remove all traces of product and debris.